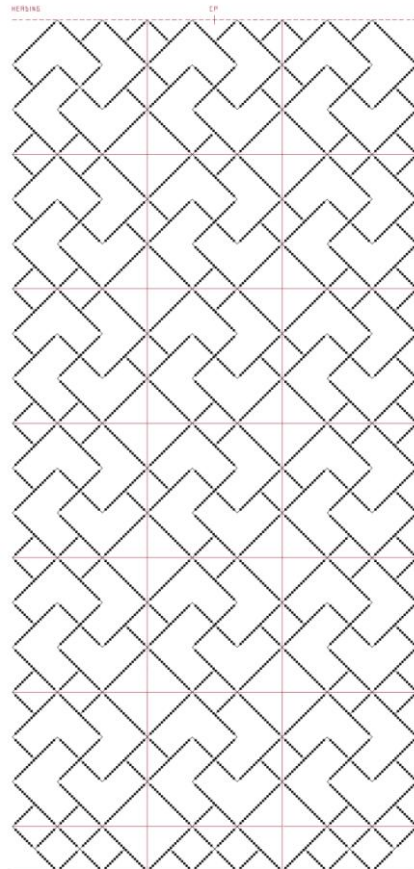
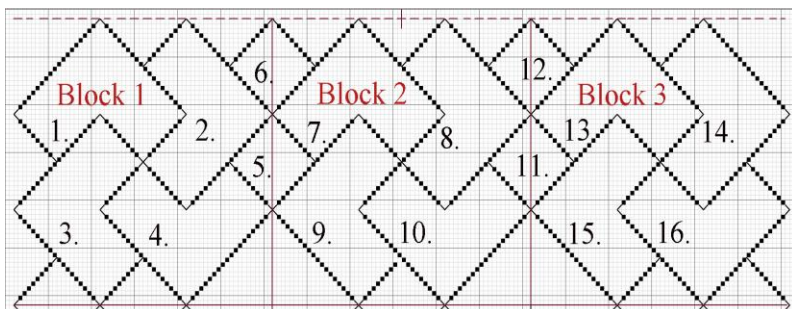
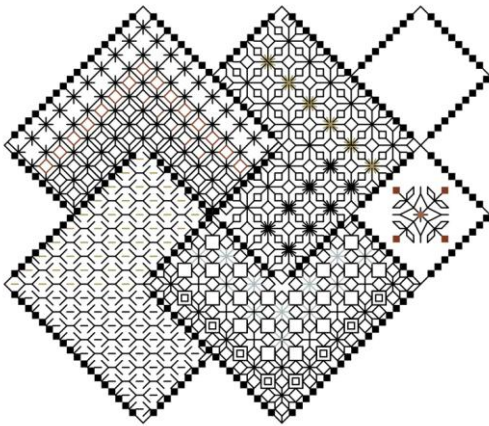



SAVE THE STITCHES

Create a unique sampler containing 131+
blackwork patterns.

Blackwork Journey – Designs by Liz Almond

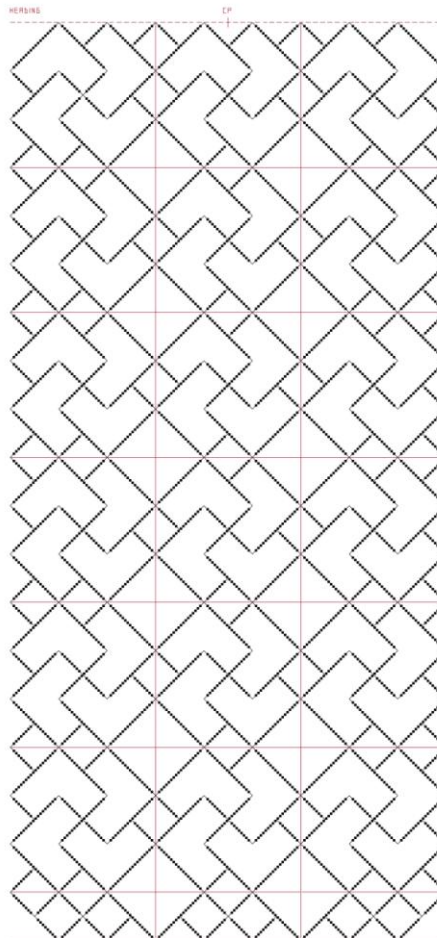


Introduction to project

Save the Stitches is a major project involving 131 different blackwork diaper patterns which also contain variations within each pattern to illustrate how each pattern can be developed. Collect the pattern blocks every month to create your own stitch dictionary or ‘Stitch Along’ to create a unique sampler. Feel free to introduce your own colours into the design.

Full design width and height: 14.29 x 29.29 inches

Full pattern width and height: 180 x 380 stitches



Pattern block measured 4.29 x 4.29 inches, 60 x 60 stitches. (Multiplied by three = 180 stitches wide).

Material:

Zweigart 25 count pale blue grey Lugano, 20w x 37h inches

Threads:

DMC Cotton P rle No.12, black two balls – **ONE strand for cross stitch**

DMC stranded cotton 310, black, three skeins – **ONE strand for diaper patterns**

DMC Light Effects:

E415 Pewter or E168 Silver

E3821 Light Gold

E301 Copper or,

DMC Diamant Metallic gold, copper and silver, one reel of each

Mill Hill glass beads 557 gold, copper 330 and silver 2022
 Tapestry Needles No 24 and 28
 Beading Needle
 Frame of embroidery ring

Method

1. Start at the top left hand corner of the material leaving a two inch border at the top and side for hanging and mounting.

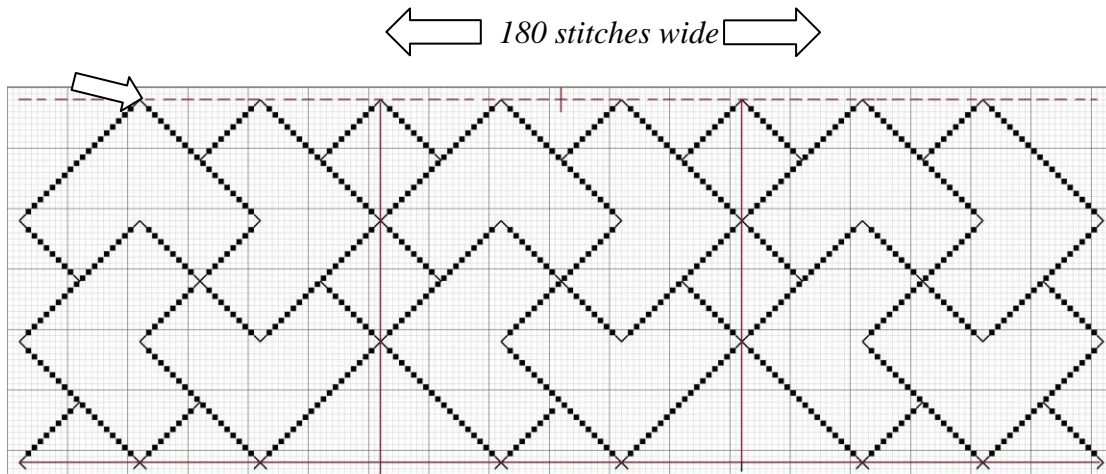
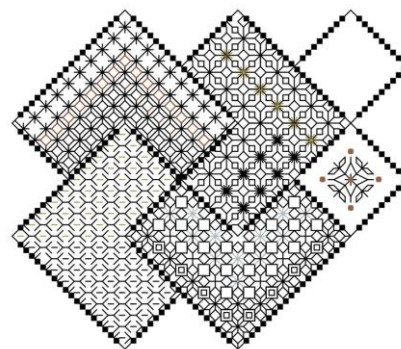

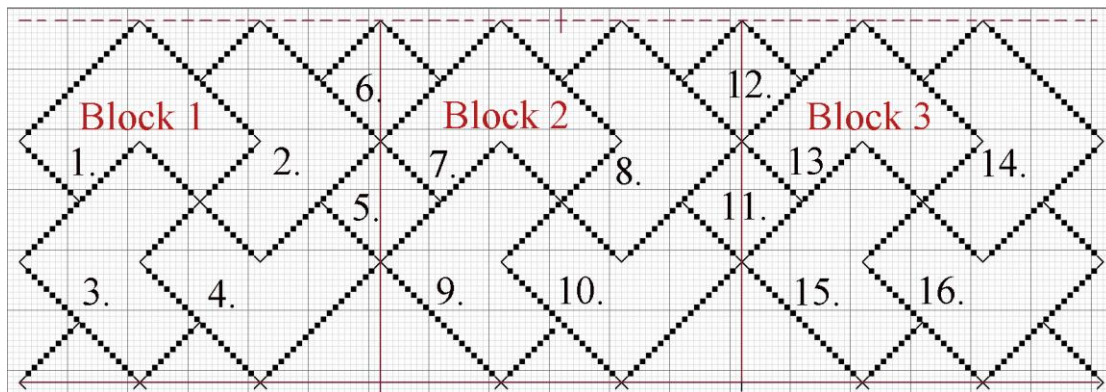


Fig 1 Full pattern width three blocks of four plus smaller patterns linking main block. Count 70 stitches from the top centre point towards the left hand side of the fabric and start where the arrow indicates.



Block 1

Patterns 1 - 5